


HDMI Dual View KVM Extender over Fiber (KFH201S)

User Manual



www.kinankvm.com

@All right reserved Shenzhen Kinan Technology Co., Ltd.

Date:2021/09

Version: V1.0

Product Description

The KFH201S HDMI digital KVM extender delivers HD dual HDMI video, USB, RS232, and stereo audio signals up to 10km over fiber optic cable. A complete set of KFH201S including Transmitter (KFH201S-TX) and Receiver (KFH201S-RX). The Transmitter is connected to a computer or server, and the receiver is connected to a display, keyboard, audio player and other USB devices.

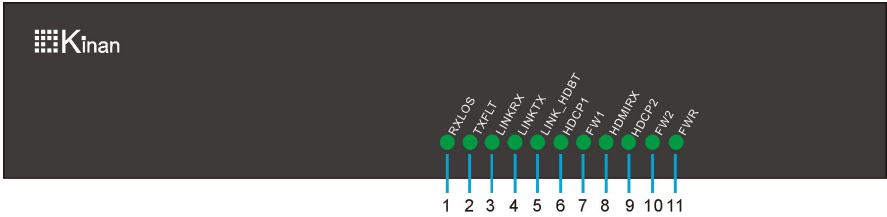
The KFH201S support single-mode and multi-mode optical fiber, the maximum transmission distance of single mode is 10km, and the transmission distance of multimode is up to 600m. It supports the transmission of 2 channel high-quality HDMI signals and has a wide range of applications.

***Note: The bandwidth of the optical module must reach 10Gbit/sec.**

Features

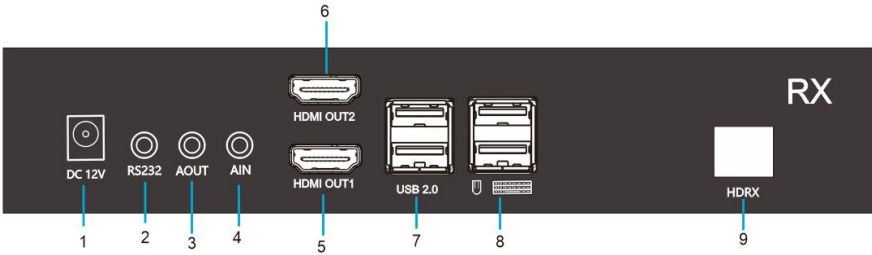
- Allows HDMI dual view access to your computer from a remote console
- Support USB keyboard and mouse
- Uncompressed HDMI HD video, resolution up to 1920 x 1200 @60Hz
- Extends HDMI video, audio, USB, RS-232 signals over fiber optic cable
- The maximum transmission distance is vary depending on the fiber type, the maximum transmission distance of single mode is 10km, and the transmission distance of multimode is up to 600m.
- Support USB 2.0 – Supports a wide range of USB peripherals, such as encrypted U disk, face recognition and other USB devices.
- Support USB Hub, the number of USB ports can be expanded through USB Hub
- Support individual 2-channel stereo audio, 1 LINEIN + 1 LINEOUT
- Easy to install - no software required - connecting cables to the devices is all it takes
- Plug and play
- Support EDID transparent transmission

KFH201S_RX (Front View)



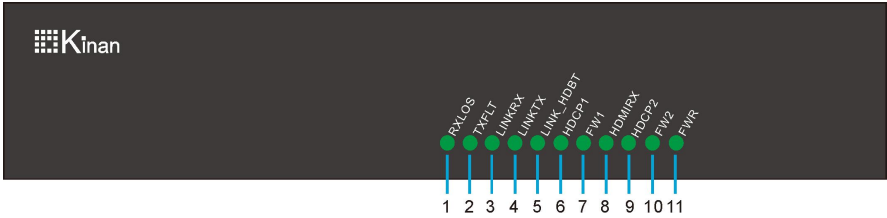
No.	Components	Description
1	RXLOS	SFP+ module signal receiving
2	TXLFT	The LED indicator that shows the SFP+ module has been connected, when the light is on, the SFP+ module is recognized.
3	LINKRX	Flashing: data is being transferred Off: The connection is unsuccessful
4	LINKTX	Flashing: data is being transferred Off: The connection is unsuccessful
5	LINK_HDBT	Status light
6	HDCP1	HDMI-1 device video status
7	FW1	HDMI-1 device running indicator
8	HDMIRX	Status light
9	HDCP2	HDMI-2 device video status
10	FW2	HDMI-2 device running indicator
11	FWR	Power indicator, indicate power status

KFH201S_RX (Rear View)



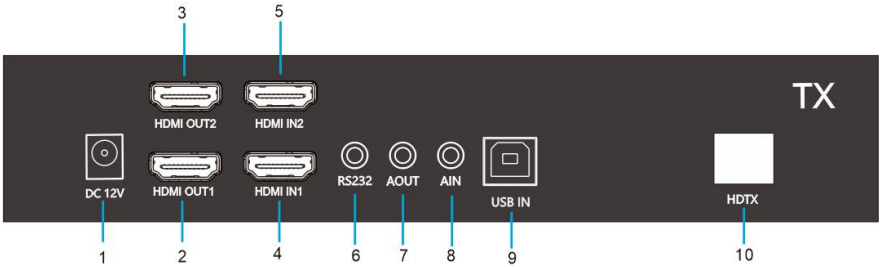
No.	Components	Description
1	DC12V	12V power connection port
2	RS232	Serial port
3	AOUT	Audio output
4	AIN	MIC input
5	HDMI OUT1	Connect to HDMI monitor 1
6	HDMI OUT2	Connect to HDMI monitor 2
7	USB2.0	Connect to USB peripherals
8	USB	Connect to USB keyboard and mouse
9	HDRX	Connect to TX with fiber cable

KFH201S_TX (Front View)



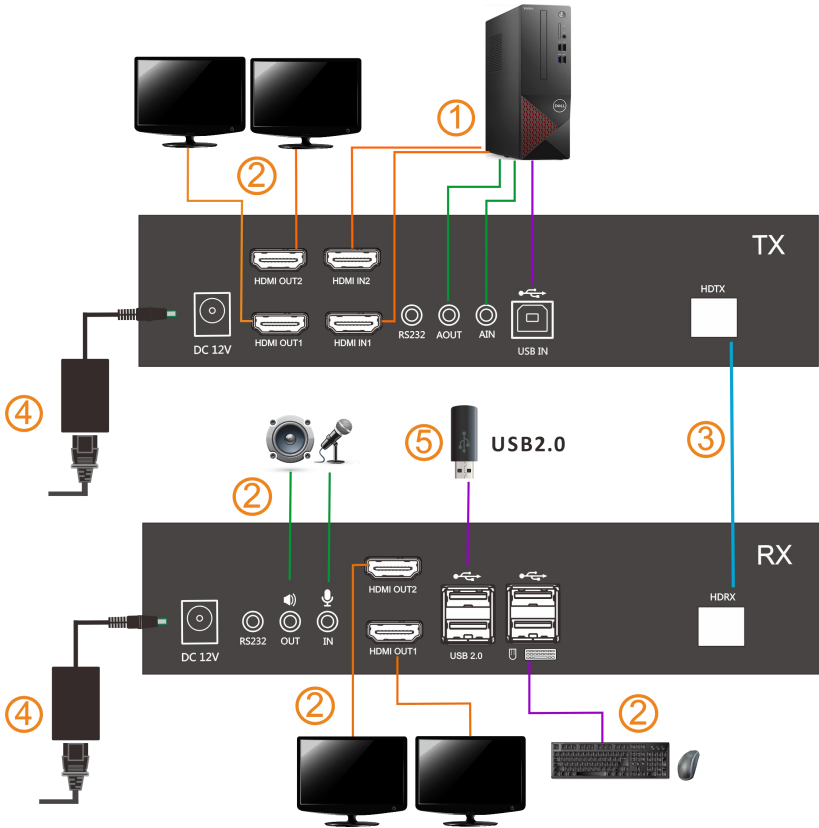
No.	Components	Description
1	RXLOS	SFP+ module signal receiving
2	TXLFT	The LED indicator that shows the SFP+ module has been connected, when the light is on, the SFP+ module is recognized.
3	LINKRX	Flashing: data is being transferred Off: The connection is unsuccessful
4	LINKTX	Flashing: data is being transferred Off: The connection is unsuccessful
5	LINK_HDBT	Status light
6	HDCP1	HDMI-1 device video status
7	FW1	HDMI-1 device running indicator
8	HDMIRX	Status light
9	HDCP2	HDMI-2 device video status
10	FW2	HDMI-2 device running indicator
11	FWR	Power indicator, indicate power status

KFH201S_TX (Rear View)



No.	Components	Description
1	DC12V	12V power connection port
2	HDMI OUT1	Connect to HDMI out display 1
3	HDMI OUT2	Connect to HDMI out display 2
4	HDMI IN1	HDMI video input 1
5	HDMI IN2	HDMI video input 2
6	RS232	Serial port
7	AOUT	Audio output
8	AIN	MIC input
9	USB IN	Connect to the USB port of the computer
10	HDTX	Connect to RX with fiber cable

Connection Diagram



1. Connect the KFH201S_TX to the video port, USB port and audio port of a computer. (See ① from the above diagram)
2. Connect the KFH201S_RX to keyboard, mouse and monitor and audio device. (See ② from the above diagram)
3. Connect the transmitter (HDTX) to the receiver (HDRX) with fiber cable. (See ③ from the above diagram)
4. Power on the TX and RX unit. (See ④ from the above diagram)

Specifications

Function		KFH201S_TX	KFH201S_RX
Connector	HDMI Input	2	NA
	HDMI Output	2	2
	Power	12V	12V
	Fiber Module	SFP+ x 1	SFP+ x 1
	Microphone	3.5MM Stereo Jack (Pink)	3.5MM Stereo Jack (Pink)
	Speaker	3.5MM Stereo Jack (Green)	3.5MM Stereo Jack (Green)
	USB Type B	1	N/A
	USB 2.0	N/A	USB x 4
Resolution		Single-channel: 4K@60Hz (YCbCr 4:2:0) Dual-channel: 1920 X 1200 @ 60 Hz	
Connection Cable		Fiber cable	
Power Input		DC12V / 2A	DC12V / 2A
Power Consumption		16.5W	14.5W
Operating Temperature		0 ~ 50 °C	
Storage Temperature		-20 ~ 60 °C	
Humidity		0~80% RH, Non-condensing	
Material		Metal	
Net Weight (kg)		0.85 kg	0.85kg
Product Dimension (W × D × H)		214 mm x 113.5 mm x 44mm	
Package Dimension (W × D × H)		260 mm x 102 mm x 179mm	